The ETYFish Project

© Christopher Scharpf

COMMENTS:

v. 5.0 - 19 April 2025

Order PERCIFORMES (part 15)

Suborder COTTOIDEI

Infraorder ZOARCALES (part 2 of 2)

Family ANARHICHADIDAE Wolffishes

2 genera · 6 species/subspecies

Anarhichas **Linnaeus 1758**
ancient name for *A. lupus* meaning "the climber," from the Greek *anarrhichesis*, to climb or scramble up, perhaps referring to ancient belief that it left the water and climbed onto rocks

Anarhichas denticulatus **Krøyer 1845**
denticulated, i.e., finely toothed, referring to sharper, more-pointed teeth compared with *A. lupus*

Anarhichas lupus lupus **Linnaeus 1758**
Greek for wolf, referring to "Sea Wolf," an early common name for this species, probably referring to its prominent canine teeth

Anarhichas lupus marisalbi **Barsukov 1956**
maris, sea; *albus*, white, i.e., of the White Sea, northwest coast of Russia, type locality

Anarhichas minor **Olafsen 1772**
smaller or lesser but in this case meaning "latter," i.e., the latter of the two species of wolffish scientifically known at the time

Anarhichas orientalis **Pallas 1814**
eastern, referring to occurrence in the Russian Far East (e.g., Kamchatka Peninsula, type locality), relative to the western European *A. lupus* and *A. minor*

Anarrhichthys **Ayres 1855**
Anarhichas, similar in head (but not body) shape to that genus; *ichthys*, fish

Anarrhichthys ocellatus **Ayres 1855**
with eye-like spots, referring to black ocelli of various sizes on body and dorsal fin

Family NEOZOARCIDAE Kissing Eelpouts

2 genera · 9 species

Neozoarces **Steindachner 1880**
neo-, new, i.e., allusion not explained, presumably a new genus thought to be related to *Zoarces* (Zoarcidae) at the time

Neozoarces pulcher **Steindachner 1880**
beautiful, probably referring to variegated color pattern (e.g., dark-lined bands on upper head, numerous light spots on sides of head, large yellow spots on abdomen between pectoral and anal fins, dark-purple spots on whitish or yellowish pectoral fins)

Anarhichas minor. From: Olafsen, E. 1772. *Vice-Lavmand Eggert Olafsens og Land-Physici Biarne Povelsens Reise igiennem Island*. Lindgren, Sorse. v. 1: 1-618, 51 pls.



Zoarchias veneficus. From: Jordan, D. S. and J. O. Snyder. 1902. A review of the blennoid fishes of Japan. *Proceedings of the United States National Museum* v. 25 (no. 1293): 441-504.

Zoarchias **Jordan & Snyder 1902**
per the authors, "Name modified from *Zoarchus*, a more correct form of *Zoarces*" (although Jordan & Snyder classified this fish as a blenny, not at all related to *Zoarces*)

Zoarchias glaber **Tanaka 1908**
bald or smooth, referring to scaleless head and/or minute, deeply imbedded scales on body

Zoarchias hosoyai **Kimura & Sato 2007**
in honor of Seiichi Hosoya, Director of Okinawa Branch, IDEA Consultants Inc. (an infrastructure development and environmental conservation consulting firm), who collected holotype and paratypes and donated them to the senior author

Zoarchias macrocephalus **Kimura & Sato 2007**
macro-, large; *cephalus*, head, referring to its "relatively big" head

Zoarchias major **Tomiyama 1972**
greater, allusion not explained, perhaps referring to "much broader" crossbands compared with the similar *Z. veneficus*

Zoarchias microstomus **Kimura & Jiang 1995**
micro-, small; *stomus*, mouth, referring to smaller mouth (and head) compared with *Z. uchidai*

Zoarchias neglectus **Tanaka 1908**
overlooked, allusion not explained, presumably referring to its being collected with *Z. veneficus* but overlooked as a separate species

Zoarchias uchidai **Matsubara 1932**
in honor of Keitaro Uchida, Kyushu University, who collected type

Zoarchias veneficus **Jordan & Snyder 1902**
one who bewitches, referring to its "bewildering" coloration: "dusky color of body forming a sort of network with a row of circular openings about the size of pupil, extending along middle of side to tail; above the larger openings are many smaller ones; prolongations extend upward and downward from the network, forming pointed vertical bars on the fins, 21 on the dorsal, 18 on the anal; sides of belly with 4 or 5 pointed projections; pectoral with a small dark spot at its base"

Family EULOPHIIDAE
3 genera · 5 species

Azygopterus **Andriashev & Makushok 1955**
a-, without; *zygos*, pair; *pterus*, fin, referring to absence of paired fins

Azygopterus corallinus **Andriashev & Makushok 1955**
pertaining to coral, allusion not explained, probably referring to its being collected from within the rose-colored hydrocoral *Allopora*

Eulophias **Smith 1902**
eu-, well; *lophias*, one having a bristly back, referring to very long spinous dorsal fin of *E. tanneri*

Eulophias koreanus **Kwun & Kim 2012**
Korean, known only from the southern sea of Korea (i.e., Sea of Japan or East Sea)

Eulophias spinosior **Nakayama, Yamakawa, Takami & Endo 2023**
comparative of *spinosus*, meaning thorny, spiny, or prickly, referring to its greater number of dorsal-fin spines compared with congeners

Eulophias tanneri **Smith 1902**
in honor of Zera Luther Tanner (1835-1906), U.S. Navy, Commander of the Fish Commission steamers *Albatross* (from which type was collected) and *Fish Hawk* (1879-1894), the "foremost exponent of the methods of modern deep-sea exploration, whose intelligent and zealous investigations have led to most valuable contributions to oceanic biology and physics"

***Leptostichaeus* Miki 1985**
leptos, slender, referring to body shape; *Stichaeus*, type genus of Stichaeidae, its presumed family at the time

***Leptostichaeus pumilus* Miki 1985**
dwarfish, referring to small body (described at 73.8 mm SL)

Family STICHAEIDAE Pricklebacks
17 genera · 40 species/subspecies

Subfamily Stichaeinae

***Dinogunellus* Herzenstein 1890**
etymology not explained, perhaps *dino-*, fearfully great (as in dinosaur), referring to "robust build" and/or "very wide mouth cleft" (translations) of *D. grigorjewi*; *gunellus*, Latinization of gunnel (Pholidae, a closely related family previously included with Stichaeidae), i.e., a fearsome-looking gunnel

***Dinogunellus fuscus* (Miki & Maruyama 1986)**
dark, referring to uniformly dark-brown color of body and head (except for pale ventral region)

***Dinogunellus grigorjewi* (Herzenstein 1890)**
in honor of Russian botanist and ethnographer Alexander Vasilevich Grigoriev (1848-1908), who collected type

***Dinogunellus nozawae* (Jordan & Snyder 1902)**
in honor of zoologist Shunjiro (sometimes spelled Sunziro) Nozawa, Director, Fisheries Bureau (Hokkaido, Japan), who "kindly loaned" holotype to the authors [although named after a man, some classically trained zoologists latinized the names of individuals that ended with the letter "a" by adding an "e" to the spelling]

***Ernogrammus* Jordan & Evermann 1898**
ernos, branch; *grammus*, line, distinguished from *Eumesogrammus* by its branching lateral line

***Ernogrammus hexagrammus* (Schlegel 1845)**
hexa-, six; *grammus*, line, referring to three lateral lines per side, for a total of six

***Ernogrammus walkeri* Follett & Powell 1988**
in honor of Boyd W. Walker (1917-2001), University of California (Los Angeles), and past president of the American Society of Ichthyologists and Herpetologists, who discovered this species and "generously permitted" the authors to describe it

***Ernogrammus zhirmunskii* Markevich & Kharin 2011**
in honor of Alexey V. Zhirmunsky (1921-2000), founder and director of the Institute of Marine Biology (Far Eastern Branch of the Russian Academy of Sciences, Vladivostok), and initiator of the Far Eastern Marine Reserve, who "contributed significantly to the development of marine biology in the Russian Far East"

***Eumesogrammus* Gill 1864**
eu-, well; *mesos*, middle; *grammus*, line, referring to the middle (second longest) of its three lateral lines

***Eumesogrammus praecisus* (Krøyer 1836)**
abridged or cut off, allusion not explained, perhaps referring to how the upper and lower lateral lines do not reach caudal fin like the middle lateral line

***Plagiogrammus* Bean 1894**
plagio, oblique (i.e., slanting); *grammus*, line, allusion not explained, perhaps referring to how upper lateral line "curves very slightly" over pectoral fin

***Plagiogrammus hopkinsii* Bean 1894**
in honor of philanthropist Timothy Hopkins (1859-1936) of Menlo Park, California, USA, founder of the Seaside Laboratory at Pacific Grove, Monterey Bay, for "services in behalf of science"

***Stichaeopsis* Kner 1870**
opsis, appearance, presumably referring to *Stichaeus*-like appearance of *S. nana*

***Stichaeopsis epallax* (Jordan & Snyder 1902)**
crosswise, presumably referring to 3-4 "cross lines" connecting lower branch of bottom lateral line to upper branch and/or to multiple similar lines or branches extending from top lateral line towards dorsal fin

***Stichaeopsis nana* Kner 1870**
small, described at 14 Wiener Linien (30.73 mm)

***Stichaeopsis nevelskoi* (Schmidt 1904)**
in honor of Russian navigator Gennady Ivanovich Nevelskoy (1813-1876), who proved that the Strait of Tartary (northern Japan Sea, type locality), was not a gulf but indeed a strait, connected to the Amur River estuary by a narrow section now called the Nevelskoy Strait

Stichaeus **Reinhardt 1836**
to set in a row, presumably referring to 5-6 round spots lined up in a row on dorsal fin

Stichaeus ochriamkini **Taranetz 1935**
patronym not identified, probably in honor of Dmitriy Ivanovich Ochryamkin (also spelled Okhryamkin), a fisheries scientist who was very active in the Russian Far East, where this genus occurs

Stichaeus punctatus punctatus **(Fabricius 1780)**
spotted, referring to 5-6 round spots, posteriorly white-edged, on dorsal fin

Stichaeus punctatus pulcherrimus **Taranetz 1935**
most beautiful, but Taranetz did not explain what he deemed so beautiful about it, nor if he considered it more colorful or attractive than the nominate form

Ulvaria **Jordan & Evermann 1896**
-*ia*, belonging to: *Ulva*, the sea lettuce, in which many blenniioid fishes live (per Jordan & Evermann 1898, reflecting belief at the time that pricklebacks and blennies are related)

Ulvaria subbifurcata **(Storer 1839)**
sub-, somewhat; *bifurcata*, bifurcate, referring to forked median lateral line

Subfamily Chirolophinae

Bryozoichthys **Whitley 1931**
bryozo-, presumably referring to bryozoans, possibly a lapsus for *bryon*, moss, and *ichthys*, fish; replacement name for *Bryolophus* Jordan & Snyder 1902 (preoccupied in Polyzoa), originally referring to *bryon*, moss, and *lophus*, crest, referring to cirrhi and tentacles on upper part of head

Bryozoichthys lysimus **(Jordan & Snyder 1902)**
Greek for restorable, allusion not explained, perhaps referring to its having been confused with *Bryostemma polyactocephalum* (=*Soldatovia polyactocephala*) and now, having been properly described, its status or identity has been "restored"

Bryozoichthys marjorius **McPhail 1970**
variant of *margarita*, a pearl, in honor of McPhail's wife Marjorie, and alluding to its distinctive pearly-white coloration

Chirolophis **Swainson 1839**
etymology not explained, perhaps *chiro*, from *cheiros*, hand, allusion not evident; *lophis*, crest, possibly referring to dense cluster of cirrhi on top of head of *C. yarellii* (=*ascanii*)

Chirolophis ascanii **(Walbaum 1792)**
in honor of Peter Ascanius (1723-1803), Norwegian biologist and one of Linnaeus' pupils, who first described this species (but did not name it) in the second volume (1772) of his five-volume illustrated *Icones rerum naturalium* (1767-1805)

Chirolophis decoratus **(Jordan & Snyder 1902)**
ornamented, probably referring to decorative array of cirri on head

Chirolophis japonicus **Herzenstein 1890**
Japanese, described from Hokkaido, Japan (occurs in western North Pacific from Yellow Sea to Peter the Great Bay)

Chirolophis nugator **(Jordan & Williams 1895)**
a fop (per Jordan & Evermann 1898), i.e., a man who is devoted to or vain about his appearance or dress, probably referring to dense cluster of cirrhi on top of head and/or 12 prominent ocelli along length of dorsal fin (also, "fop"

Chirolophis ascanii, illustration upon which description was based. From: Ascanius, P. 1772. *Icones rerum naturalium, ou figures enluminées d'histoire naturelle du Nord*. Part 2. 8 pp., Pls. 11-20. Copenhagen.

is semantically related to "cockscomb," both a conceited person and a jester's cap adorned with a strip of red; members of the subfamily Alectriinae are called cockscombs)

***Chirolophis saitonis* (Jordan & Snyder 1902)**
-*is*, genitive singular of: Mr. Sotaro Saito, director of the Museum of Aomori, Japan, who "presented" type [originally and often spelled *saitone*, but *saitonis* agrees with the masculine *Chirolophis*]

***Chirolophis snyderi* (Taranetz 1938)**
in honor of ichthyologist John Otterbein Snyder (1867-1943), for his many studies of stichaeid fishes (with David Starr Jordan)

***Chirolophis tarsodes* (Jordan & Snyder 1902)**
Greek for matted, referring to "dense mat" of barbels covering sides of head

***Chirolophis wui* (Wang & Wang 1935)**
in honor of Wu Hsien-Wen (also spelled Wu Xian-Wen, 1900-1985), National Research Institute of Biology, Academia Sinica

***Gymnoclinus* Gilbert & Burke 1912**
gymnos, bare or naked, referring to scaleless body; *Clinus* (Blenniiformes: Clinidae), presumed to be a related genus at the time

***Gymnoclinus cristulatus* Gilbert & Burke 1912**
diminutive of *cristatus*, crested, referring to 1-3 fleshy tubercles on median line of interopercle and snout

***Soldatovia* Taranetz 1937**
-*ia*, belonging to: ichthyologist Vladimir Konstantinovich Soldatov (1875-1941), Moscow Technical Institute of Fishing Industry and Fish Farming, who reviewed Taranetz' manuscript

***Soldatovia polyactocephala* (Pallas 1814)**
poly, many; *actis*, ray; *cephalus*, headed, presumably referring to two pairs of cirri over eyes, and two parallel rows of cirri on top of head behind eyes

Subfamily Alectriinae Cockscombs

***Alectrias* Jordan & Evermann 1898**
from *alektryon*, Greek for cock, referring to fleshy crest on head of *A. alectrolophus* (hence the common name cockscomb)

***Alectrias alectrolophus* (Pallas 1814)**
alektryon, Greek for cock; *lophus*, crest, referring to fleshy crest on head (hence the common name cockscomb)

***Alectrias benjamini* Jordan & Snyder 1902**
in honor of Marcus Benjamin (1857-1932), editor of *Proceedings of the United States National Museum*, in which many of Jordan's and Snyder's descriptions appeared (including this one)

***Alectrias cirratus* (Lindberg 1938)**
curled or fringed, characterized by the presence of supraocular cirrus

***Alectrias gallinus* (Lindberg 1938)**
hen-like, "low crest on head with peculiar extension in interorbital area resembling the crest of hen" (translation)

***Alectrias markevichi* Sheiko 2012**
in honor of Aleksandr Igorevich Markevich, Far-Eastern Marine Biosphere Reserve, Far Eastern Branch, Russian Academy of Sciences (Vladivostok), "one of the best scuba diver ichthyologists, who actively and creatively studied under rather difficult conditions the distribution, behavior, and biology of fishes in their natural environment" (translation)

***Alectrias mutsuensis* Shiogaki 1985**
-*ensis*, suffix denoting place: Mutsu Bay, Aomori Prefecture, Japan, type locality (occurs in western North Pacific from northern Honshu, Japan, to northern Okhotsk Sea)

***Pseudalectrias* Lindberg 1938**
pseudo-, false, i.e., although this species may superficially resemble *Alectrias*, with its one species originally placed in it, such an appearance is false

***Pseudalectrias tarasovi* (Popov 1933)**
in honor of Soviet hydrobiologist Nikolay Ivanovich Tarasov (1905-1965), who collected type

Subfamily Xiphisterinae

***Alectridium* Gilbert & Burke 1912**
-*idium*, diminutive connoting resemblance, presumed to be closely related to *Alectrias* but differing in the absence of a lateral line

***Alectridium aurantiacum* Gilbert & Burke 1912**
orange-colored, referring to color in life, "orange chrome above, saturn red below"

***Anoplarchus* Gill 1861**
anoplos, unarmed; *archos*, anal, referring to lack of spines in anal fin of *A. purpurescens*

***Anoplarchus insignis* Gilbert & Burke 1912**
well-marked, presumably referring to any or all of the following: 19 irregular V-shaped grayish spots on back along base of dorsal fin; series of irregular pale spots along middle of sides; dark spot at dorsal-fin origin; dorsal and anal fins spotted and variegated with brown; caudal fin finely crossbarred; cheeks, lips, and chin crossbarred; narrow black line along edge of gill flap

***Anoplarchus purpurescens* Gill 1861**
purplish, referring to "dark purple" color of type specimens (but coloration is highly variable, changing in life to match background)

***Phytichthys* Hubbs 1923**
phytos, plant; *ichthys*, fish, allusion not explained, according to Pietsch & Orr 2019 (*Fishes of the Salish Sea*), referring to its "strong predilection for living among and consuming algae" [replacement name for *Xiphistes* Jordan & Starks 1895, preoccupied in insects, *Xiphistes* Stål 1866]

***Phytichthys chirus* (Jordan & Gilbert 1880)**
hand, referring to small pectoral fins, "*but several times larger than in any of the other species*" of *Xiphister*, its presumed genus at the time [italics in original]

***Xiphister* Jordan 1880**
Greek for a sword belt, an etymologically similar replacement name for *Xiphidion* Girard 1858 (preoccupied in Orthoptera), original allusion not explained but probably referring to long, highly compressed body of *X. mucosus*

***Xiphister atropurpureus* (Kittlitz 1858)**
ater, black; *purpureus*, purple, referring to purple-brown color of holotype (color in life varies from dark reddish-brown to black)

***Xiphister mucosus* (Girard 1858)**
slimy or full of mucus, presumably referring to three lateral mucus ducts extending from head to base of caudal fin, and a fourth duct extending from base of pectoral fin to vent

Family LUMPENIDAE Eel Pricklebacks
8 genera · 11 species

***Acantholumpenus* Makushok 1958**
acanthus, thorn or spine, referring to two pungent spines at beginning of anal fin, compared with *Lumpenus*, original genus of *A. mackayi*, in which a single anal-fin spine is weakly developed

***Acantholumpenus mackayi* (Gilbert 1896)**
per Jordan & Evermann (1898), in honor of Charles Lesley McKay (1855-1883) of Appleton, Wisconsin, USA, a "very able young ichthyologist" who drowned at Nushagak, Alaska, at or near type locality in Bristol Bay (an amateur naturalist in the U.S. Army Signal Corps, he disappeared during a collecting trip in a kayak)

***Anisarchus* Gill 1864**
etymology not explained; per Jordan & Evermann (1898), *anisos*, unequal, and *archus*, anal, referring to anal-fin rays of *A. medius* very low in front, gradually lengthening posteriorly

***Anisarchus macrops* (Matsubara & Ochiai 1952)**
macro-, large; *ops*, eye, referring to "very large" eye, its diameter equal to upper jaw length and about 1.6 times as long as snout

***Anisarchus medius* (Reinhardt 1837)**
middle, allusion not explained, perhaps regarded as intermediate between *Clinus lumpenus* (=*Lumpenus fabricii*) and *Clinus aculeatus* (=*Leptoclinus maculatus*), its presumed congeners at the time

***Leptoclinus* Gill 1861**
leptos, slender, referring to elongate body shape; *Clinus* (Blenniiformes: Clinidae), original genus of type species, *L. aculeatus* (=*maculatus*)

***Leptoclinus maculatus* (Fries 1838)**
spotted, referring to dark spots or blotches irregularly marking body and dorsal fin

***Lumpenella* Hubbs 1927**
diminutive of *Lumpenus*, original genus of *L. longirostris*, differing "widely" in the form of the head, snout and eyes, and increased number of anal-fin spines

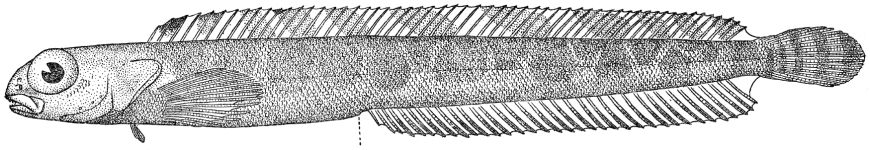

Anisarchus macrops. From: Matsubara, K. and A. Ochiai. 1952. Two new blennioid fishes from Japan. *Japanese Journal of Ichthyology* v. 2 (nos 4/5): 206-213.

***Lumpenella longirostris* (Evermann & Goldsborough 1907)**
longus, long; *rostris*, snout, referring to "long, blunt, and projecting" snout

***Lumpenus* Reinhardt 1836**
tautonymous with *Blennius lumpenus* Fabricius 1780 (a junior homonym *Blennius lumpenus* Linnaeus 1758, a species of *Gaidropsarus*, Gadiformes: Gadidae), latinization of *Lumpen*, a Danish word meaning dirty or foul and a vernacular used by Danish, Icelandic and Norwegian authors for *Zoarces viviparus* (Zoarcidae, apparently referring to its dark, muddy coloration), which Fabricius confused with this species

***Lumpenus fabricii* Reinhardt 1836**
in honor of Otto Fabricius (1744-1822), Danish missionary, naturalist, explorer, ethnographer, and the first to study the fishes of Greenland, who called this fish *Blennius lumpenus* in 1780 but used a preoccupied name

***Lumpenus lampretaeformis* (Walbaum 1792)**
lampetra, lamprey (but sometimes used generically for an eel-shaped fish); *formis*, shape, presumably referring to its elongate, eel-like body

***Lumpenus sagitta* Wilimovsky 1956**
arrow, allusion not explained, probably referring to its long and slender head and body [replacement name for *Leptogunellus gracilis* Ayres 1855, secondarily preoccupied by *Blennius gracilis* Stuwitz 1838]

***Neolumpenus* Miki, Kanamaru & Amaoka 1987**
neo-, new; *Lumpenus*, type genus of family, i.e., a new lumpenid

***Neolumpenus unocellatus* Miki, Kanamaru & Amaoka 1987**
uno, one; *ocellatus*, with eye-like spots, referring to black ocellus on caudal fin

***Poroclinus* Bean 1890**
poros, pore, referring to unusually large sensory pores on head; *Clinus* (Blenniiformes: Clinidae), genus of similar fishes presumed to be related at the time

***Poroclinus rothrocki* Bean 1890**
in honor of Joseph Trimble Rothrock (1839-1922), an American physician, botanist and environmentalist, who served as the first president of the Pennsylvania Forestry Association and is recognized today as the "father of forestry" in Pennsylvania (USA)

***Xenolumpenus* Shinohara & Yabe 2009**
xenos, strange (i.e., different); *Lumpenus*, type genus of family, unique among all known lumpenids in having elongate pectoral-, pelvic- and anal-fin rays

***Xenolumpenus longipterus* Shinohara & Yabe 2009**
longus, long; *pterus*, fin, referring to elongate pectoral fins (pelvic- and anal-fin rays are also elongate but not mentioned in the description's etymology section)

Family OPISTHOCENTRIDAE Rearspined Pricklebacks
6 genera · 12 species

***Askoldia* Pavlenko 1910**
-ia, belonging to: near Askold Island, Peter the Great Bay, Russia, type locality of *A. variegata*

***Askoldia variegata* Pavlenko 1910**
variegated, presumably referring to color pattern, described as having numerous diffuse green spots on a red background

***Kasatkia* Soldatov & Pavlenko 1916**
-ia, belonging to: *Kasatka*, boat from which the authors began their research on the salmon fisheries of the Amur River

***Kasatkia memorabilis* Soldatov & Pavlenko 1916**
memorable, remarkable, or worthy of mention, allusion not explained but described as a "very interesting blennoid fish"

***Kasatkia seigeli* Posner & Lavenberg 1999**
in honor of Jeffrey A. Seigel, manager of the fish collection at the Los Angeles County Museum of Natural History (California, USA), for his "many years of hard work on the fishes of California"

***Lumpenopsis* Soldatov 1916**
opsis, appearance, similar to *Lumpenus* (Lumpenidae) but differing in having gill membranes free from the isthmus, teeth on vomer, and low spines of dorsal fin

***Lumpenopsis clitella* Hastings & Walker 2003**
Latin for saddle, referring to eight dark dorsal saddles

***Lumpenopsis hypochroma* (Hubbs & Schultz 1932)**
hypo-, below; *chroma*, colored, referring to 11 short, black markings extending from near middle of body about halfway to ventral border, some roughly resembling the letter "Y"

***Lumpenopsis pavlenkoi* Soldatov 1916**
in honor of Russian ichthyologist Mikhail Nikolaevich Pavlenko (1886-1919), "whose zeal we are indebted for many collections from Peter the Great Bay [type locality] and Okhotsk Sea"

***Lumpenopsis triocellata* (Matsubara 1943)**
tri-, three; *ocellatus*, with eye-like spots, referring to three large, round, black spots on dorsal fin

***Opisthocentrus* Kner 1868**
opistho-, behind; *kentron*, thorn or spine, referring to spines on last two rays (11th and 12th) of dorsal fin of *Centronotus quinquemaculatus* (=*O. ocellatus*)

***Opisthocentrus ocellatus* (Tilesius 1811)**
having eye-like spots, referring to five ocelli on dorsal fin

***Opisthocentrus tenuis* Bean & Bean 1897**
thin, referring to more-compressed body than *O. ocellatus*

***Opisthocentrus zonope* Jordan & Snyder 1902**
zona, band; *enope*, look (i.e., appearance), allusion not explained, perhaps referring to "head with a number of sharply defined, narrow, dark bands, one passing across interorbital space through eye, downward on chin, another extending from eye backward and downward to subopercle, a curved band passing over occiput and connecting eyes, another passing over the nape and downward on opercle"

***Pholidapus* Bean & Bean 1897**
Pholis (Pholidae), similar to that genus; *a-*, without and *pous*, foot, referring to absence of ventral fins

***Pholidapus dybowskii* (Steindachner 1880)**
patronym not identified but probably in honor of Polish biologist Benedykt Dybowski (1833-1930), who studied the fauna of the Russian Far East (where this species occurs)

***Plectobranchus* Gilbert 1890**
plecto-, enfolded; *branchus*, gill, presumably referring to "Gill slits not continued far forwards, the membranes only broadly united, wholly free from isthmus"

***Plectobranchus evides* Gilbert 1890**
comely, presumably referring to coloration, with alternating black-and-white oblique bars on dorsal fin and a white-edged pectoral fin

Family PHOLIDAE Gunnels
4 genera · 15 species

Subfamily Pholinae

***Pholis* Scopoli 1777**
ancient Greek name dating to at least Aristotle for a fish that lurks in a hole

***Pholis clemensi* Rosenblatt 1964**
in honor of the late Wilbert Amie Clemens (1887-1964), University of British Columbia, for his contributions to ichthyology, and especially for his works on the fishes of western Canada

***Pholis crassispina* (Temminck & Schlegel 1845)**
crassus, fat or stout; *spinus*, thorn, referring to "strong curved" (translation) spines of dorsal fin, presumably stouter than those of *P. nebulosa* (described in same publication)

***Pholis fangi* (Wang & Wang 1935)**
in honor of Ping-Wen Fang (1903-1944), Metropolitan Museum of Natural History and Biological Laboratory of the Science Society of China, who specialized in the study of Chinese fishes

***Pholis fasciata* (Bloch & Schneider 1801)**
banded, referring to sinuous reddish-black bands on bright reddish-orange to greenish-yellow body reaching ventral surface

***Pholis gunnellus* (Linnaeus 1758)**
latinization of *gunnel*, English vernacular for this species, possibly derived from the English *gunwale*, the upper edge of a ship's or boat's side, alluding to the fish's elongated and depressed body

***Pholis laeta* (Cope 1873)**
joyful, glad or pleasant, allusion not explained but described from two "rather brilliantly colored" specimens

***Pholis nea* Peden & Hughes 1984**
new, referring to "new or recent finding of this distinct form geographically isolated from verifiable *ornata* and *laeta* populations, and the fact that all known specimens are smaller and presumably younger (newer) compared with the other species"

***Pholis nebulosa* (Temminck & Schlegel 1845)**
dark or cloudy, presumably referring to pale reddish-brown color mottled with many large, darker reddish-brown spots

***Pholis ornata* (Girard 1854)**
decorated or adorned, presumably referring to 12-13 U- or V-shaped, blackish-brown markings on back and/or light and dark streaks radiating out from eyes

***Pholis picta* (Kner 1868)**
painted, presumably referring to any or all of the following: two longitudinal rows of large dark-brown or dark-gray spots on a pale-green body with a light-colored longitudinal stripe between them and/or black-edged yellow stripe from lower margin or preopercle upward and through occiput

***Pholis schultzi* Schultz 1931**
in honor of Leonard P. Schultz (1901-1986), then with the Department of Fisheries, University of Washington (USA), later Curator of Fishes at the U. S. National Museum; name first appeared without distinguishing features in Hubbs 1928, made available by Schultz (who did not name it after himself)

Subfamily Apodichthyinae

***Apodichthys* Girard 1854**
a-, without; *podal*, feet, referring to absence of pelvic fins; *ichthys*, fish

***Apodichthys flavidus* Girard 1854**
yellowish, described as having a uniform yellowish body color with a slight grayish hue (color in life highly variable depending on diet and microhabitat, including red, green, yellow, and brown)

***Apodichthys fucorum* Jordan & Gilbert 1880**
-orum, belonging to: *Fucus*, genus of brown algae or seaweed, in masses of which this gunnel often occurs

***Rhodymenichthys* Jordan & Evermann 1896**
per Jordan & Evermann (1898), named for *Rhodymenia* (*rhodon*, rose; *hymen*, membrane) a genus of red seaweed, presumably referring to cherry-red color of body and fins in life and/or occurrence of *R. dolichogaster* among this seaweed; *ichthys*, fish

***Rhodymenichthys dolichogaster* (Pallas 1814)**
dolichos, long; *gaster*, belly, presumably referring to posterior origin of anal fin, creating a long belly

***Ulvicola* Gilbert & Starks 1897**
per Jordan & Evermann (1898), *Ulva*, genus of sea lettuce; *-icola*, to inhabit, presumably referring to its habitat (collected from a rock pool)

***Ulvicola sanctaerosae* Gilbert & Starks 1897**
of Santa Rosa Island, California (USA), type locality (occurs from central California south to northern Baja California of México)

Family PTILICHTHYIDAE Quillfish

***Ptilichthys* Bean 1881**
ptilon, Greek for quill, referring to its feather-like appearance, with an extremely elongate, slender body and long dorsal and anal fins

***Ptilichthys goodei* Bean 1881**
in honor of Bean's colleague and frequent collaborator, ichthyologist George Brown Goode (1851-1896)

Family ZAPRORIDAE Prowfish

***Zaprora* Jordan 1896**
za-, very; *prora*, prow or bow, presumably referring to its high, blunt forehead (hence the common name Prowfish)

***Zaprora silenus* Jordan 1896**
named for Silenus, a drunken demigod in Greek mythology who fell into a swamp and was covered with slime, referring to the fish's mucus-producing cephalic sensory pores

Family CRYPTACANTHODIDAE Wrymouths

***Cryptacanthodes* Storer 1839**
cryptos, concealed; *acanthodes*, spined, referring to spinous dorsal-fin rays of *C. maculatus* "concealed by a common membrane"

***Cryptacanthodes aleutensis* (Gilbert 1896)**
-ensis, suffix denoting place: Aleutian Islands, where type locality (Unalaska Island, Alaska) is situated

***Cryptacanthodes bergi* Lindberg 1930**
in honor of "well-known" (translation) ichthyologist Lev (also Leo) Semyonovich Berg (1876-1950)

***Cryptacanthodes giganteus* (Kittlitz 1858)**
giant, reaching 123 cm TL

***Cryptacanthodes maculatus* Storer 1839**
spotted, referring to several series of smallish dark spots, arranged in more or less regular rows, from head to base of caudal fin

Family CEBIDICHTHYIDAE Monkeyface Pricklebacks
3 genera · 6 species

***Cebidichthys* Ayres 1855**
Cebid, from the New World monkey family Cebidae, from *kēbos* (Gr. ἦβος), a long-tailed monkey, referring to "peculiar monkey-like" face of *C. crislagalli* (=*violaceus*) when seen from the front; *ichthys*, fish

***Cebidichthys violaceus* (Girard 1854)**
violet-colored, referring to any or all of the following: "uniform deep-violet" color of head and anterior portion of body, a "violaceous tint" to brownish posterior body, "deep violet" fins, and "deep purple" crescent-shaped band extending from either eye to occiput

***Dictyosoma* Temminck & Schlegel 1845**
diktyon, net; *soma*, body, allusion not explained, perhaps referring to skin of *D. temminckii* "divided into compartments, … produced by many small scales that are embedded in its thickness" (translation)

***Dictyosoma rubrimaculatum* Yatsu, Yasuda & Taki 1978**
rubri-, red; *maculatus*, spotted, referring to two red blotches above pectoral fin

***Dictyosoma temminckii* Bleeker 1853**
in honor of Coenraad Jacob Temminck (1778-1858), director of the Rijksmuseum van Natuurlijke Historie (Leiden, Netherlands), who, with Hermann Schlegel (1804-1884), named this genus in 1845 but did not include a species

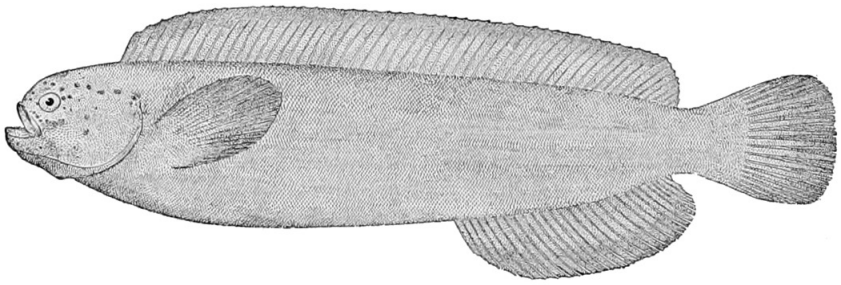

Zaprora silenus. From: Jordan, D. S. 1896. Notes on fishes, little known or new to science. *Proceedings of the California Academy of Sciences* (Series 2) v. 6: 201-244, Pls. 20-43.

***Dictyosoma tongyeongense* Ji & Kim 2012**
-*ensis*, suffix denoting place: Tongyeong, South Sea of Korea, type locality

***Esselenichthys* Anderson 2003**
Esselen, Native American people (now extirpated) whose territory bordered on the rocky Pacific coast from Point Sur to Point Lopez, California, about midway of the latitudinal range of the two known species; *ichthys*, fish [replacement name for *Esselenia* Follett and Anderson 1990, preoccupied in grasshoppers]

***Esselenichthys carli* (Follett & Anderson 1990)**
in honor of Carl Leavitt Hubbs (1894-1979), twice president of the American Society of Ichthyologists and Herpetologists, friend and mentor, who discovered this species and *E. laurae* (named after his wife)

***Esselenichthys laurae* (Follett & Anderson 1990)**
in honor of Laura Clark Hubbs (1893-1988), ichthyologist and mathematician, who, over the years, contributed to our field chiefly through the research papers of her distinguished husband (see *E. carli*)

Family SCYTALINIDAE Graveldiver

***Scytalina* Jordan & Gilbert 1880**
diminutive of *Scytale* (=*Agkistrodon*), a genus of pit vipers, referring to snake-like head, neck and fang-like canines

***Scytalina cerdale* Jordan & Gilbert 1880**
Greek for wary, crafty or fox-like, presumably referring to how it "inhabits piles of shingle and small bowlders near the mark of lowest tides, and when disturbed makes its way downward with great celerity through small crevices into the water" (hence the common name Graveldiver)

Family BATHYMASTERIDAE Ronquils

3 genera · 7 species

***Bathymaster* Cope 1873**
bathy, deep; *master*, seeker; Cope surmised that *B. signatus*, based on its large eyes, probably inhabits "considerable depths of the oceans (it occurs offshore from 300-825 m)

***Bathymaster caeruleofasciatus* Gilbert & Burke 1912**
caeruleo-, blue; *fasciatus*, banded, referring to irregular deep-blue bars on sides in life

***Bathymaster derjugini* Lindberg 1930**
in honor of oceanographer Konstantin Mikhailovich Deryugin (1878-1938), who collected type

***Bathymaster leurolepis* McPhail 1965**
leuros, smooth; *lepis*, scale, referring to its smooth embedded scales, much smoother than those of the sympatric *B. caeruleofasciatus*

***Bathymaster signatus* Cope 1873**
marked, presumably referring to a "deep black spot crossing the extremities of the webs and first five spines of the dorsal fin"

***Rathbunella* Jordan & Evermann 1896**
-*ella*, diminutive connoting endearment: per Jordan & Evermann (1898), in honor of Richard Rathbun (1852-1918), then chief of the Division of Scientific Inquiry in the U. S. Fish Commission, for his many services to science



Bathymaster leurolepis. From: McPhail, J. D. 1965. A new ronquil, *Bathymaster leurolepis*, from the Aleutian Islands. *Journal of the Fisheries Research Board of Canada* v. 22 (no. 5): 1293-1297.

***Rathbunella alleni* Gilbert 1904**
in honor of W. F. Allen, Pacific Grove, California, USA, a collector of natural history specimens, who discovered this species (perhaps by longlining) in Monterey Bay

***Rathbunella hypoplecta* (Gilbert 1890)**
hypo-, under; *plectus*, plaited, presumably referring to united branchiostegal membranes, free from isthmus, forming a thick fold

***Ronquilus* Jordan & Starks 1895**
per Jordan & Evermann (1898), latinization of *ronquil*, Spanish name for *R. jordani*, presumably derived from *rocos*, meaning "one who grunts" (although grunting is not mentioned)

***Ronquilus jordani* (Gilbert 1889)**
in honor of David Starr Jordan (1851-1931), who (with Gilbert) first recorded this species from Puget Sound (Washington, USA) as *Bathymaster signatus* in 1881 (Jordan & Evermann 1898 say that Jordan was its "discoverer")